

# ASSISTANT SCORER (LIBERO TRACKER) GUIDE

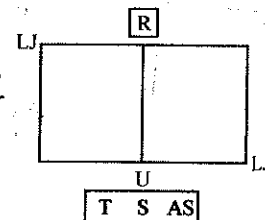
## BEFORE THE MATCH

### LIBERO BASICS :

- Libero (LEE-bah-ro) is a defensive specialist.
- Wears a different color jersey for easy ID.
- Unlimited replacements (NOT substitutions).
- May not attack or block (among other things).
- Plays only in the back row.
- May serve in one position in the rotation.

### ARRIVAL AT THE SITE:

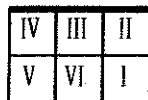
- The Assistant Scorer (Libero Tracker) is a required bench official (with Scorer and Timer).
- Should be at the court at least 20 minutes prior to the match start time.
- Sits next to the official scorer at the bench.
- The umpire will review duties before the match.



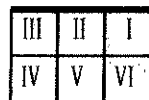
## RESPONSIBILITIES

### RECORD LINE-UPS BEFORE GAMES

- Each team's starting line-up is entered on the Libero Tracking Sheet (LTS) in serving order. The serving orders for each line-up are shown below. The 1<sup>st</sup> server is the right back for the team serving first (Fig. A), and the right front for the team receiving first (Fig. B).



(A) Serving Team



(B) Receiving Team

- The libero must be designated on each game's line-up or the team can't use one that game. If it is missing, inform the umpire so s/he can ensure it wasn't forgotten accidentally.
- Enter the libero number on the LTS.
- Review the line-up to ensure there are no duplicates.

### GAME 1 L 21

7	18	2 <sup>c</sup>
12	10	5

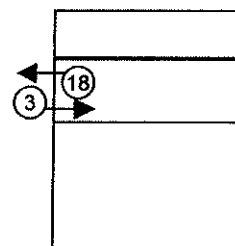
TEAM	Central HS		L 21
GAME	Serving Order	SP	
1	I	5	
	II	2	
	III	18	
	IV	7	
	V	12	
	VI	10	

EXAMPLE A

- This lineup is for the team serving first. Since 5 is the right back, 5 will be the first server. 5 is then entered on the LTS in Serving Order Position I.
- Serving order is then per the diagram. The rest of the serving order (2, 18, 7, 12, 10) is entered in spots II – VI on the LTS.
- The lineup shows 21 is the libero. This is entered on the LTS.

### RECORD ALL SUBSTITUTIONS

- Substitutions occur between the center line and the attack line, and must be authorized by the umpire. Several substitutions can occur at once.
- All regular substitutions are recorded on the LTS by putting a slash through the number of the player coming off the court and then writing in the number of the player entering the game.
- The scorer and assistant scorer should work together to ensure all substitutions are recorded.



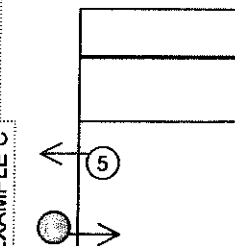
TEAM	Central HS		L 21
GAME	Serving Order	SP	
1	I	5	
	II	2	
	III	<del>18</del> 3	
	IV	7	
	V	12	
	VI	10	

EXAMPLE B

- 3 reports to the substitution zone for 18; the umpire whistles.
- On the LTS, 18 is slashed out, and 3 is entered.

### RECORD ALL REPLACEMENTS

- Libero replacements occur between the attack line and the end line, but there is no formal exchange.
- Except at the start of each game when the umpire is checking line-ups, libero replacements are not authorized by the umpire.
- Replacements occur during dead ball situations.
- Each team may have only one replacement per dead ball (exception: see libero serving).
- To record a replacement, put a slash through the player replaced (leaving the game), and then write in the player entering the game.
- The libero is always recorded on the LTS by an L and never by his/her uniform number.
- The scorer and assistant scorer should work together to ensure all replacements are recorded.



TEAM	Central HS		L 21
GAME	Serving Order	SP	
1	I	<del>5</del> L	
	II	2	
	III	<del>18</del> 3	
	IV	7	
	V	12	
	VI	10	

EXAMPLE C

- The libero runs onto the court between attack and end lines, and 5 leaves the court through the same area.
- On the LTS, 5 is slashed out, and L is entered.

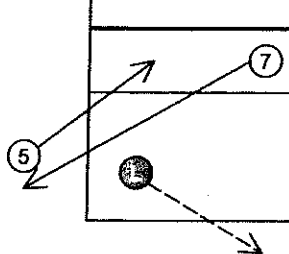
## TRACK LIBERO SERVING

- Liberos are now allowed to serve from one position in the rotation (see Example E).
- This position is not designated before the game.
- When the libero serves for the first time in a game, the assistant scorer places a triangle around the serving order position on the LTS.
- Once a libero has served in a game, the libero cannot serve from another serving order position.

### SPECIAL LIBERO SERVING REPLACEMENTS

- To facilitate libero serving, there is a special exception to the rule allowing one replacement per deal ball (see Example D).
- If the libero is on the court, the libero may directly move to the right back position to immediately serve. To make this happen, two non-libero players must replace each other:
  - ✓ The player the libero had replaced returns.
  - ✓ The player who would have served leaves.
- The replacement must occur during a dead ball between the attack and end lines.
- Two replacements are recorded on the LTS.

EXAMPLE D

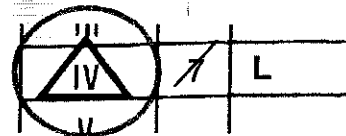


GAME	Serving Order	SP
1	I	<del>5</del> / <del>5</del>
	II	2
	III	<del>3</del> / 3
	IV	<del>7</del> / L
	V	12
	VI	10

- The libero, who is already on the court, moves to RB to serve.
- Since the libero had replaced 5, 5 MUST return to the court.
- On the LTS, L is slashed out, and 5 is entered.
- 7, who would have served, must leave the court.
- On the LTS, 7 is slashed out, and L is entered.

EXAMPLE E

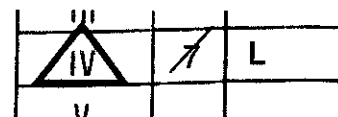
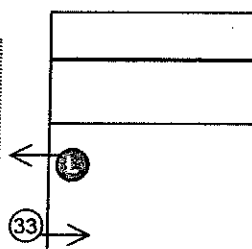
- The libero makes his/her first serve of the game.
- On the LTS, put a triangle around service position IV.
- The libero may only serve from position IV for the rest of this game.



## NOTIFY UMPIRE OF REPLACEMENT DISCREPANCIES

- When the assistant scorer notices a discrepancy with a libero replacement, the umpire should be notified. If the problem is discovered during play, wait until the next dead ball.
- The following discrepancies should be reported immediately if a team does not quickly self-correct:
  - ✓ Two libero replacements take place without an intervening rally (except for the special serving replacement).
  - ✓ The player replacing the libero is not the player the libero replaced.
  - ✓ A double replacement moves the libero from another position to RB to serve in the incorrect position in the rotation.
- If a libero comes off of the bench to replace the RB to serve in the wrong rotation, notify the umpire **AFTER** the serve is contacted (see Example G).

EXAMPLE F



- 33 enters the court replacing the libero.
- Since the libero last replaced 7, 7 MUST be the player to next replace the libero.
- The assistant scorer notifies the umpire.

EXAMPLE G

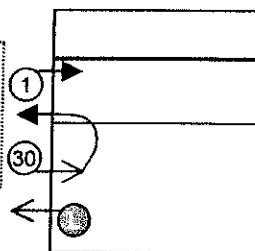
- The libero enters the court replacing 5 to serve.
- Since the libero has served this game in position IV in the rotation, s/he cannot serve in position I.
- The assistant scorer notifies the umpire **AFTER** the serve is contacted.

TEAM	Central HS		L 21
GAME	Serving Order	SP	
1	I	<del>5</del> / <del>5</del> / L	
	II	2	
	III	<del>3</del> / 3	
	IV	<del>7</del> / <del>7</del>	
	V	12	
	VI	10	

## TIPS & TRICKY SITUATIONS

- Libero replacements can occur very quickly. Assistant scorers must be aware of potential replacements on both sides of the net as soon as a rally ends.
- Scorers and assistant scorers should work together to ensure all substitutions and replacements are correctly recorded in the appropriate places. Two sets of eyes are better than one!
- Libero replacements and substitutions are separate events. A team may have both substitutions and a single libero replacement during the same dead ball (see Example H to the right).
- When in doubt, notify the umpire at the first dead ball. It is easier to fix a potential problem right away than trying to correct things several points later.

EXAMPLE H



TEAM	Central HS		L 21
GAME	Serving Order	SP	
1	I	<del>5</del> / <del>5</del> / <del>30</del> / <del>30</del> / 1	
	II	2	
	III	<del>3</del> / 3	
	IV	<del>7</del> / <del>7</del>	
	V	12	
	VI	10	

- The libero is on for 30 who had previously substituted for 5.
- 30 runs on to replace the libero, and then immediately goes to the substitution area (within the court) to await substitution.
- On the LTS, record the libero replacement: slash L & write 30.
- 1 comes off the bench, and the umpire whistles for a sub.
- On the LTS, record the substitution: slash 30 & write 1.